

- Thank you for purchasing the Marley. Before you begin to assemble your new piece of furniture, please check to ensure that all hardware and parts have been supplied. This page lists all contents included in the carton(s).
- Follow instructions closely as deviation from them may present a possible safety risk and may void your warranty.
- It is recommended that assembly is done on a soft surface such as carpet to avoid any damage.
- If you experience any problems with your new purchase please phone Freedom Customer Service(FCS) on 1300 135 588. Customers outside Australia should contact their closest Freedom store.

Care Information

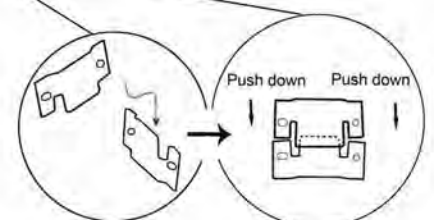
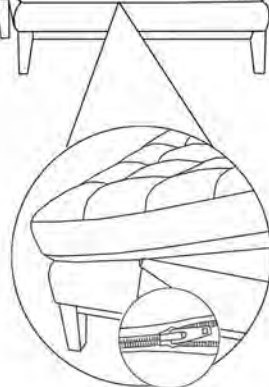

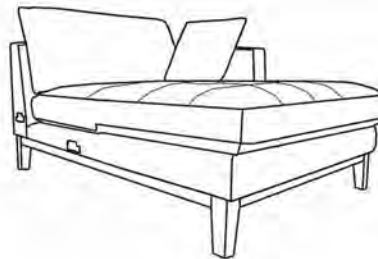
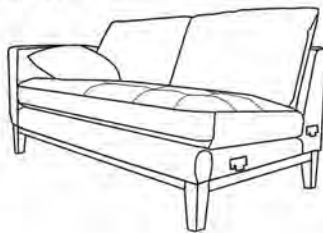
Fabric





Periodically check and re-tighten any fasteners. Avoid direct sunlight. Treat spills and stains as soon as they occur. Gently scrape any soil or mop any liquid from the surface of the fabric, apply proprietary cleaning agents strictly according to instructions to remove the residue of the spill. Do not saturate the fabric or interior with water or other cleaning liquids. May be spot cleaned with dry cleaning solvent. Pilling can occur occasionally as a result of normal daily wear and should not be considered as a fault. Fibre pills can be removed by a battery operated pilling tool available from most haberdashery stores.

Leather

Periodically check and re-tightened any fasteners. Dust weekly with a clean dry duster. Protect from direct and indirect sunlight. Maintain at least 30cm between your leather furniture and heat sources. Use Freedom recommended leather care products designed for your Corrected Grain leather. Use care products strictly in accordance with the manufacturers instructions. Use a leather cleaner to remove dirt and body oil build up. Use a protection cream to guard the leather from stains and help maintain its suppleness.

Assembly instructions



-  Thank you for purchasing the Marley. Before you begin to assemble your new piece of furniture, please check to ensure that all hardware and parts have been supplied. This page lists all contents included in the carton(s).
-  Follow instructions closely as deviation from them may present a possible safety risk and may void your warranty.
-  It is recommended that assembly is done on a soft surface such as carpet to avoid any damage.
-  If you experience any problems with your new purchase please phone Freedom Customer Service(FCS) on 1300 135 588. Customers outside Australia should contact their closest Freedom store.

Care Information

Fabric

Periodically check and re-tighten any fasteners. Avoid direct sunlight. Treat spills and stains as soon as they occur. Gently scrape any soil or mop any liquid from the surface of the fabric, apply proprietary cleaning agents strictly according to instructions to remove the residue of the spill. Do not saturate the fabric or interior with water or other cleaning liquids. May be spot cleaned with dry cleaning solvent. Pilling can occur occasionally as a result of normal daily wear and should not be considered as a fault. Fibre pills can be removed by a battery operated pilling tool available from most haberdashery stores.

Leather

Periodically check and re-tightened any fasteners. Dust weekly with a clean dry duster. Protect from direct and indirect sunlight. Maintain at least 30cm between your leather furniture and heat sources. Use Freedom recommended leather care products designed for your Corrected Grain leather. Use care products strictly in accordance with the manufacturers instructions. Use a leather cleaner to remove dirt and body oil build up. Use a protection cream to guard the leather from stains and help maintain its suppleness.

Parts



Part A X 8



Part B X 8

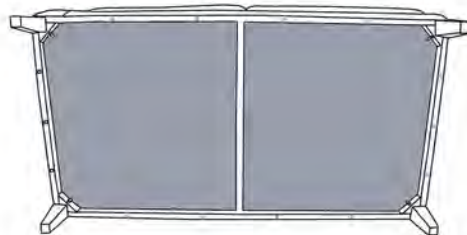


Part C X 8



Part D X 1

Step 1



Step 2

