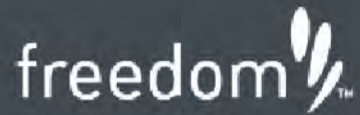


# Dahlia Sofa 3S




- Thank you for purchasing the **Dahlia** Sofa 3S. Before you begin to assemble your new piece of furniture, please check to ensure that all hardware and parts have been supplied. This page lists all contents included in the carton (s).
- Follow instructions closely as deviation from them may present a possible safety risk and may void your warranty.
- It is recommended that assembly is done on a soft surface as carpet to avoid any damage.
- It you experience any problems with your new purchase please phone Freedom Customer Service (FCS) on 1300 135 588. Customers outside Australia should contact their closest Freedom store.

## Care Information

Dust once a week using a soft or duster. Only use Freedom recommended care products as many supermarket polishes and waxes contain high levels of silicon and petroleum distillate, can damage the wood surface. Vacuum the fabric regularly with a soft upholstery attachment. Dirt combined with body moisture produce a grime discolouration to the fabric. Rotate the cushions to even out the wear.

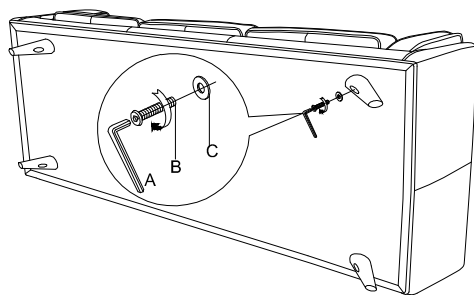
## Hardware



Part A x 4

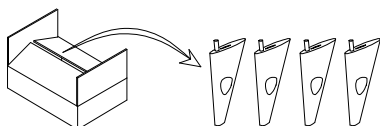
NO	DRAWING	DESCRIPTION	QTY
A		allen wrench	1 Pcs
B		bolt	4 Pcs
C		flat washer	4 Pcs

## Step 1.



! Two people required to orientate the sofa onto it's feet.

**COMPLETED**



Part A x 4

